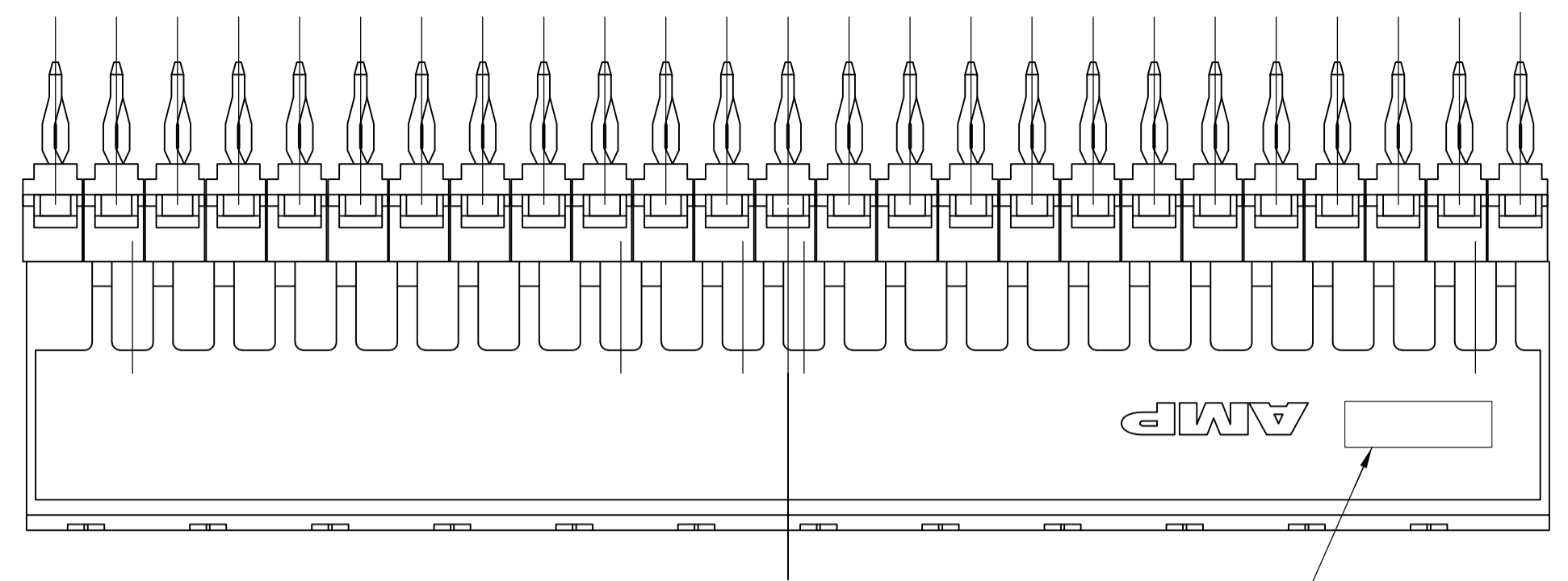
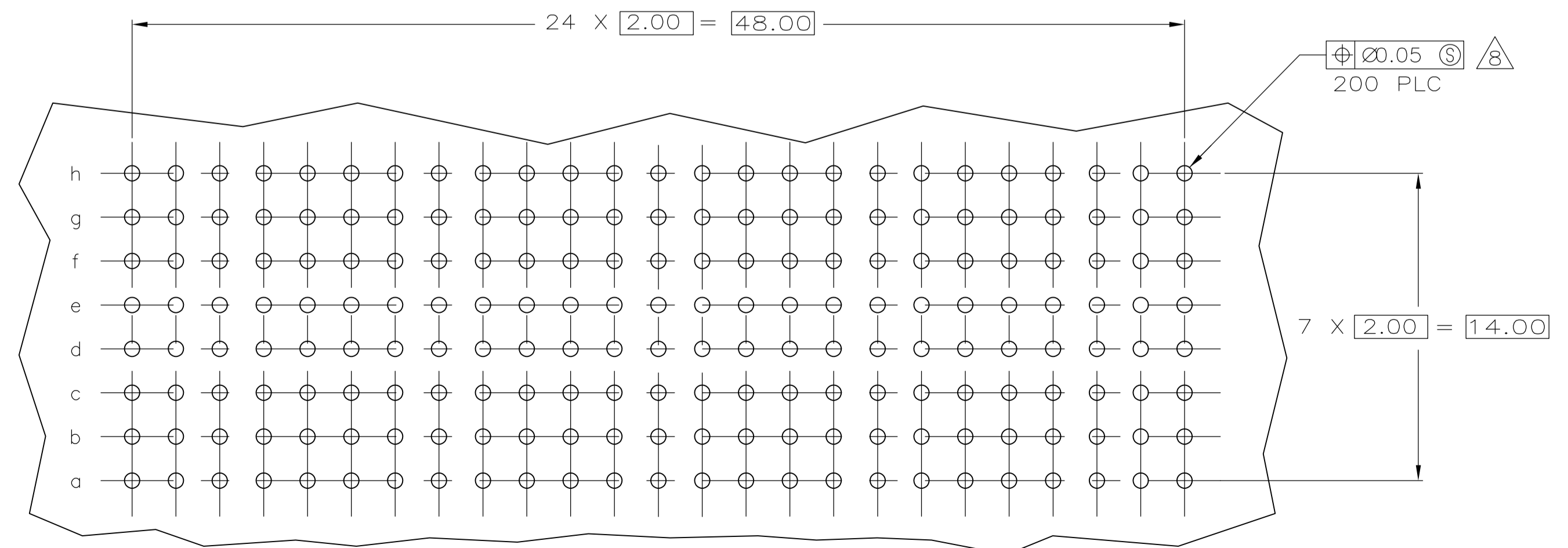
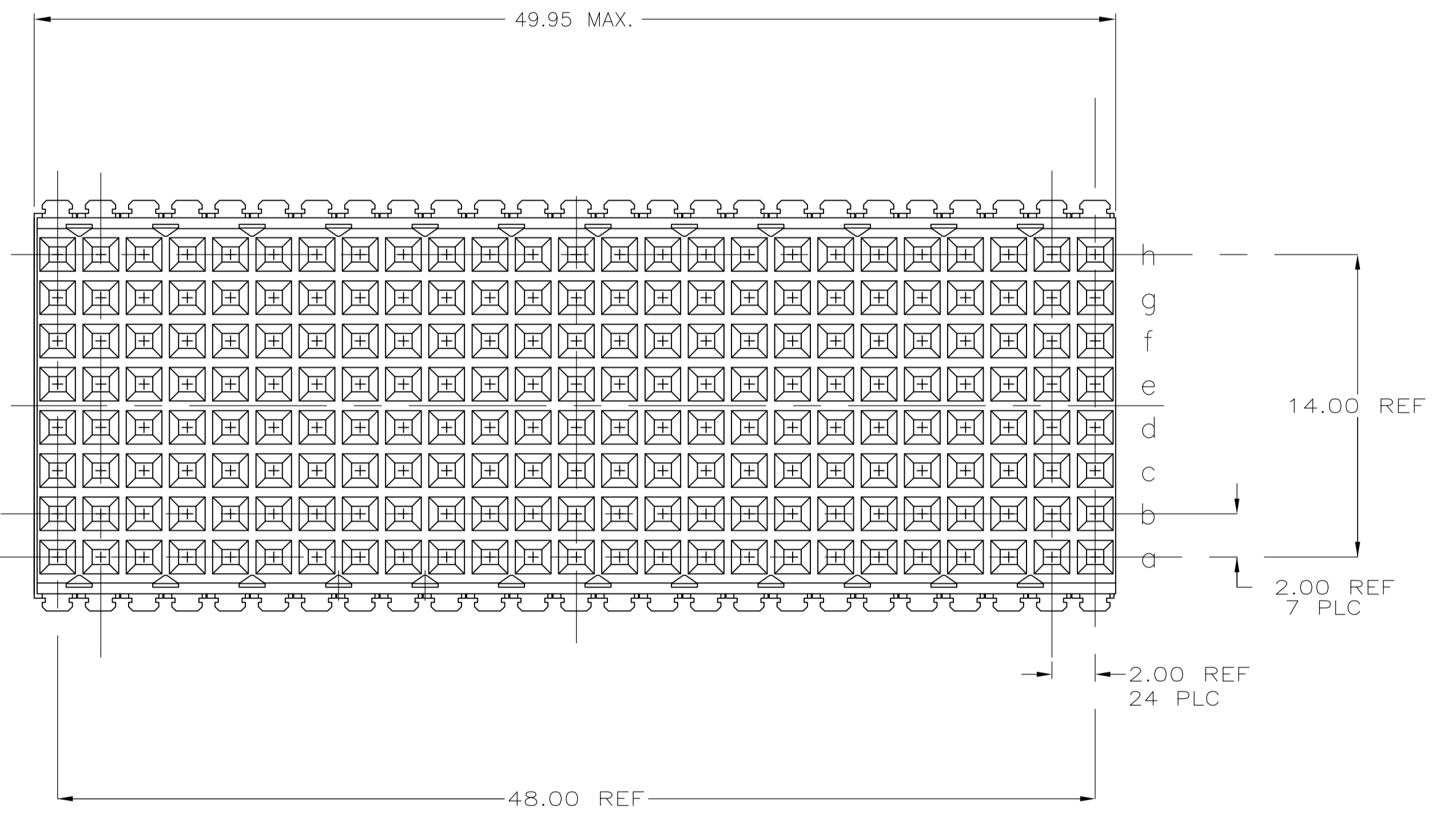
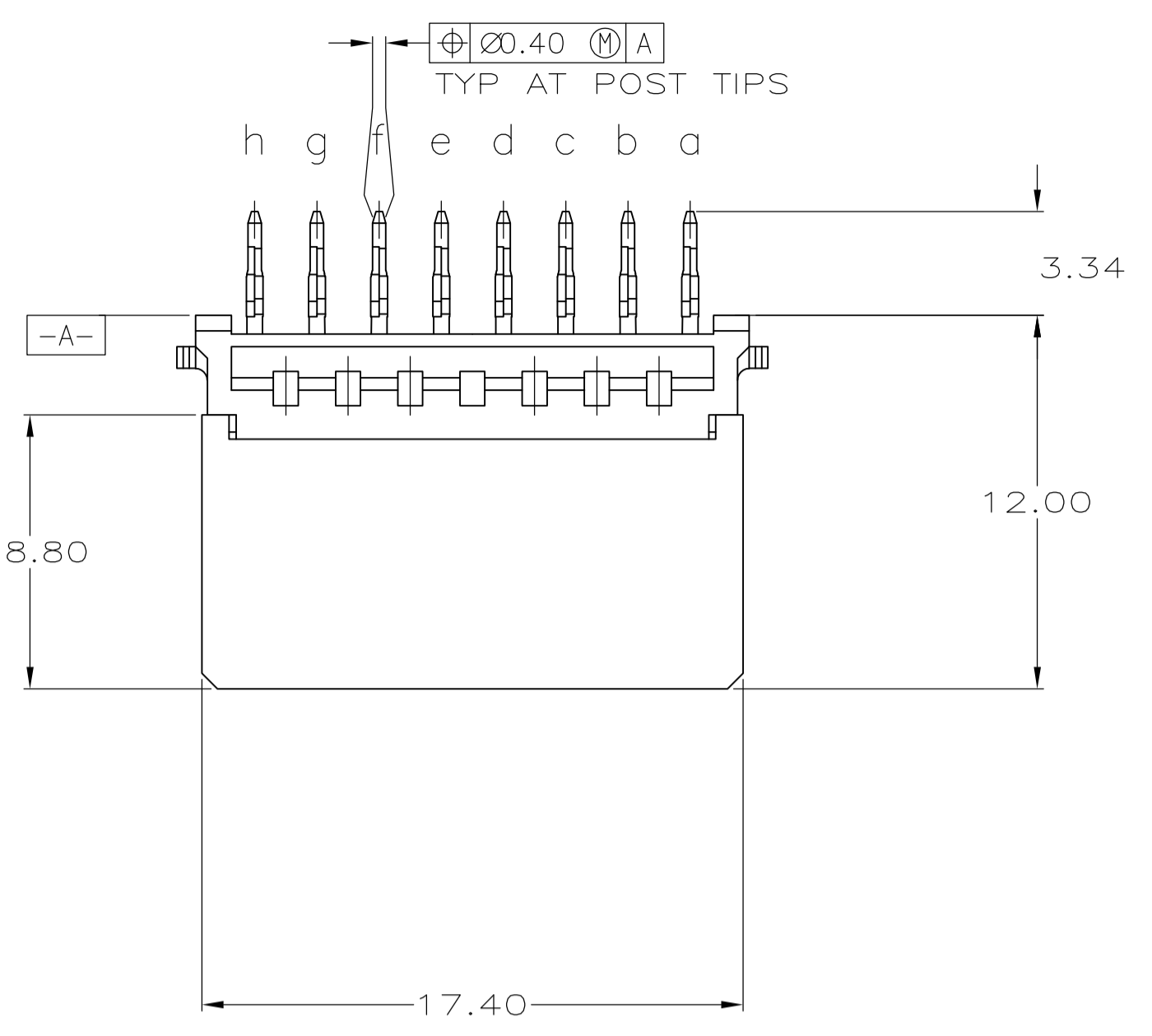


LOC		DIST		REVISIONS			
AD	00	REV	DESCRIPTION	DATE	BY	CHK	APVD
A1		REV PER ECO-10-000444		19JAN10	KK	HMR	
B		ECR-10-018652		10SEP10	JS	MQW	
C		ECO-11-024491		13DEC11	SY	MQW	



FARSIDE



RECOMMENDED PCB HOLE LAYOUT
 COMPONENT SIDE SHOWN

PLATED THRU HOLES PARAMETERS
 REFERENCE APPLICATION SPECIFICATION

- 1 MATERIAL:
 CONTACT: PHOSPHOR BRONZE.
 HOUSING: GLASS-FILLED POLYESTER.
- 2 GENERAL PLATING SPECIFICATION: UNDERPLATING
 (ENTIRE CONTACT): 1.27μm MIN NICKEL AND ACTION
 PIN: 0.5μm MIN TIN.
 FOR PLATING OF MATING SURFACES SEE APPLICABLE
 SPECIFICATION REFERENCE FOR EACH DASH NUMBER.
- 3 CONFORMS TO ALL TESTING ACCORDING TO IEC 61076-4-101
 PERFORMANCE LEVEL 2.
- 4 CONFORMS TO ALL TESTING ACCORDING TO IEC 61076-4-101
 PERFORMANCE LEVEL 1.
- 5 CONNECTOR TESTED AND QUALIFIED AGAINST TELCORDIA GR-1217-CORE QUALITY LEVEL 3,
 CENTRAL OFFICE APPLICATIONS.
- 6 CONNECTOR TESTED AND QUALIFIED AGAINST TELCORDIA GR-1217-CORE QUALITY LEVEL 3,
 UNCONTROLLED ENVIROMENT APPLICATIONS.
- 7 CONNECTOR MARKED WITH PART NUMBER AND DATE CODE.
 ADDITIONAL CHARACTERS OR MARKINGS, AS WELL AS THE LOCATION OF THE MARKINGS,
 MAY BE ADDED FOR TRACEABILITY BASED UPON MANUFACTURERS DISCRETION.
- 8 PLATED-THROUGH HOLES AT 2x2mm SQUARE GRID
 200 HOLES.
- 9 CONNECTOR LUBRICATED WITH BELCORE APPROVED LUBRICANT,
 TECHNICAL REFERENCE: TR-NWT-001217 ISSUE 1, SEP 1992.
- 10 OBSOLETE PARTS: OBSOLETE CIS STREAMLINING PER D.RENAUD/D.SINISI

OBSOLETE	2/5/9	1-5646539-9
	2/4/9	5646539-9
	2/4	5646539-4
	2/3	5646539-1
FINISH		PART NUMBER

THIS DRAWING IS A CONTROLLED DOCUMENT.

DIMENSIONS: mm	TOLERANCES UNLESS OTHERWISE SPECIFIED:	DIN B. CARBO 29JUL05	29JUL05	Tyco Electronics Corporation Harrisburg, PA 17105-3608
0-PLC ±	1-PLC ±0.2	CHK G. SKIPPER 29JUL05	29JUL05	
2-PLC ±0.13 ±0.2	3-PLC ±	APVD G. SKIPPER 29JUL05	29JUL05	NAME RECEPTACLE ASSEMBLY, VERTICAL, 200 POSN., TYPE E, 8 ROW, Z-PACK 2mm HM
4-PLC ±	ANGLES ±	PRODUCT SPEC	108-1622	
MATERIAL 1	FINISH SEE TABLE	APPLICATION SPEC	114-19029	SIZE A1
CUSTOMER DRAWING		WEIGHT	114-19029	CAGE CODE
SCALE 5:1		RESTRICTED TO	00779	DRAWING NO
SHEET 1 OF 1		REV	5646539	